

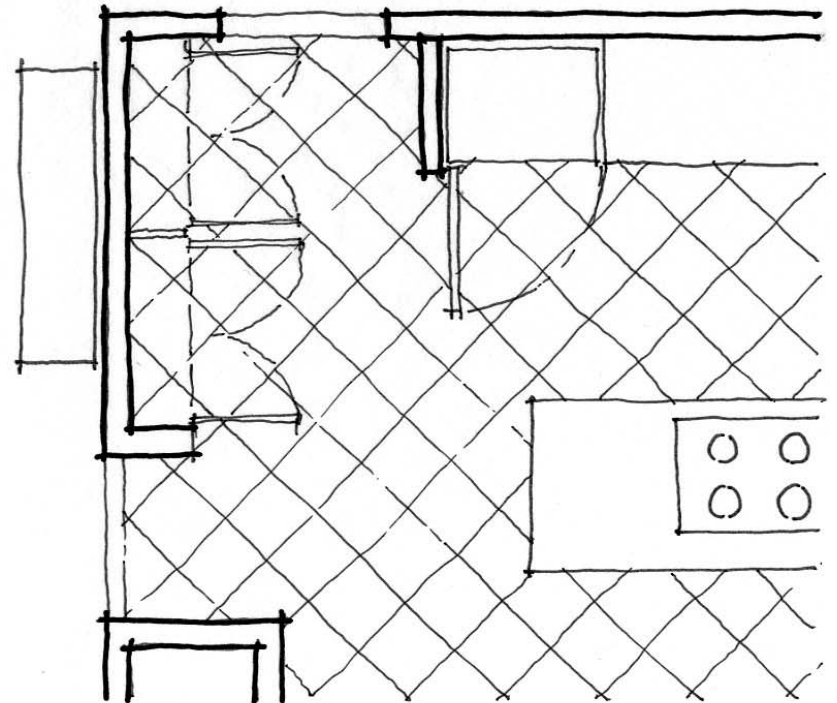
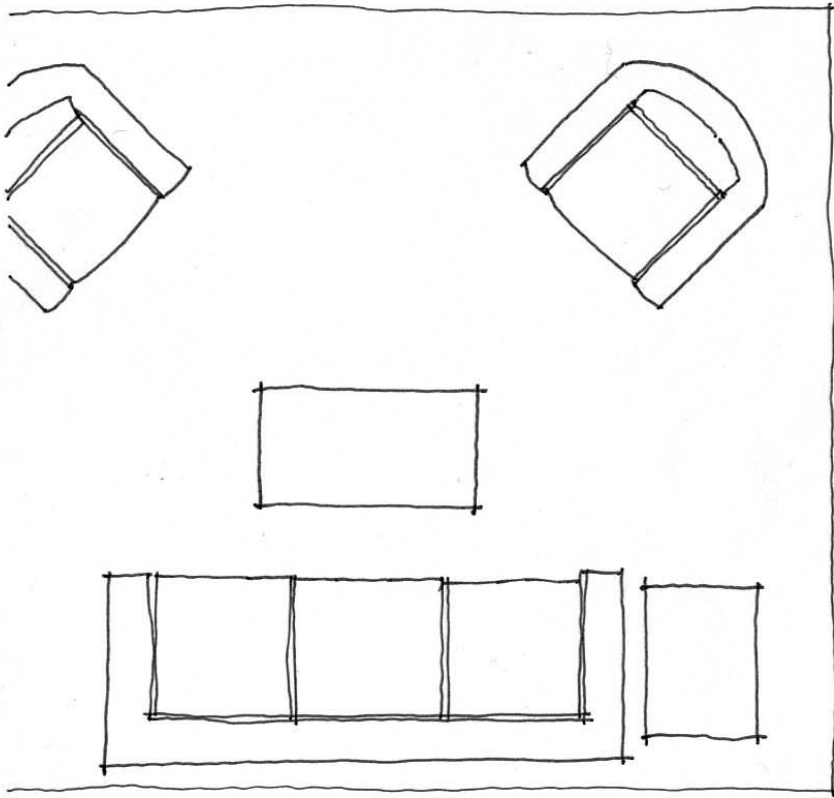
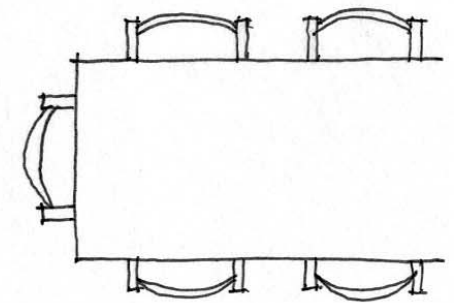
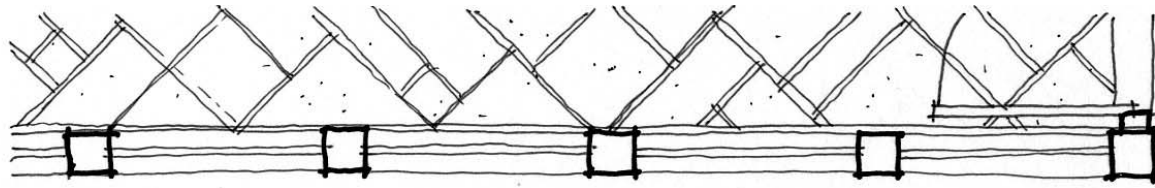


WOOD FLOORS
FIG. 4.1 - 4.2





RUGS / CARPET
FIG. 4.3 / 4.4

Doyle: Exercises



FLOOR PLANS
FIG. 4.11 - 4.13





WALL FINISHES
FIG. 4.14 – 4.15 Painted
FIG. 4.16 – 4.17 Dec. Paint



PATTERN FINISHES / WOOD WAINSCOT
FIG. 4.18 – 4.21 (combined)



WINDOWS (5)


FIG. 4.22 – 23 Day / White paper

FIG. 4.24 – 25 Day / Toned paper


FIG. 4.26 – 27 Night

FIG. 4.28 – 29 Drapes

FIG. 4.30 – 31 Sheer Curtains (to achieve the effect, retrace drawing minus window frames)




LEATHER / FABRIC
FIG. 4.47 – 48 Leather
FIG. 4.49 – 50 Fabric




WOOD / STONE
FIG. 4.53 – 4.56 (combined)



METALS
FIG. 4.60 – 4.63



LIGHTING
FIG. 4.67 - 4.69



LIGHTING
FIG. 4.70 – 4.75