

BC FACTS
AT A
GLANCE
2021



BELLEVUE
COLLEGE

Contents

About Bellevue College.....	1
Accreditation.....	2
Leadership.....	3
Employees.....	4
Faculty.....	5
Alumni.....	6
Student Life.....	6
Programs of Study.....	7
Enrollment.....	8–9
Continuing Education.....	9
Student Demographics.....	10–11
International Students.....	11
Academic Awards.....	12
Graduate Demographics.....	13
Graduation Rate.....	14
Cost of Attendance.....	15
Financial Aid.....	16
Bellevue College Foundation.....	17
Grants.....	17
Budget and Finance.....	18
Radio Station.....	19
Television Station.....	20
Library Media Center.....	21–22
Facilities.....	23
Athletics.....	24
Location.....	Back Cover

Bellevue College does not discriminate on the basis of race, color, national origin, language, ethnicity, religion, veteran status, sex, sexual orientation, including gender identity or expression, disability, or age in its programs and activities. Please see policy 4150 at bellevuecollege.edu/policies/. The following people have been designated to handle inquiries regarding non-discrimination policies: Title IX Coordinator, 425-564-2641, Office C227, and EEOC/504 Compliance Officer, 425-564-2178, Office R130.



About Bellevue College

Description:

- Public (state-assisted)
- Open-access
- Community-based
- Coeducational
- An institution of higher education awarding both associates and bachelor's degrees, but the majority of degrees awarded are at the associate level.

Founding Date: January 1966 (original name: Bellevue Community College)

Service District: School districts of Bellevue, Mercer Island, Issaquah, Skykomish (*State Highway 2 corridor from Baring to Stevens Pass*) and Snoqualmie Valley (*Snoqualmie, North Bend, Fall City and surrounding areas of unincorporated King County*).

Legislative Districts: Washington State – 5th, 39th, 41st, 45th, 48th Congressional – 1st, 8th, 9th

Membership: Washington State Board for Community and Technical Colleges

Eligibility: Any applicant who has graduated from high school, or is 16 or 17 years old with proof of GED completion, or is 18 years of age or older

Award Levels: Bachelor/Associate/Certificate

Academic Calendar: Quarterly (summer, fall, winter, spring); academic year runs July through June

Official School Colors: Blue & Silver

Mascot: Bulldogs



Accreditation

The **Northwest Commission on Colleges and Universities** accredited BC in 2010 on behalf of the U.S. Department of Education as a baccalaureate degree-granting (four-year) institution. BC has maintained its accreditation since it was first accredited in 1970 as an associate degree-granting institution. The accreditation was most recently reaffirmed in 2019

Additionally, the following programs are accredited individually:

- Interior Design
- Nuclear Medicine Technology
- Medical Dosimetry
- Radiation Therapy
- Nursing
- Diagnostic Ultrasound
- Neurodiagnostic Technology

Core Themes:

Bellevue College's four core themes collectively express the mission of the college. The college has established objectives, indicators, and measures of achievement in order to continuously assess mission fulfillment.



**STUDENT
SUCCESS**



**TEACHING
& LEARNING
EXCELLENCE**



**COLLEGE LIFE
& CULTURE**



**COMMUNITY
ENGAGEMENT
& ENRICHMENT**



Leadership

Board of Trustees *(for 2020-21 Academic Year)*

Greg Dietzel, B.S., *Chair*

Richard Leigh, J.D., *Vice Chair*

Richard Fukutaki, M.B.A., *Member*

Merisa Heu-Weller, J.D., *Member*

Hannah Stoddard, *Student Trustee Administration*

BC was the
first community
or technical college
in the state with a
student trustee.

Administration

Gary F. Locke, J.D., *Interim President*

Kristen Jones, Ed.D., *Provost*

Dennis Curran, M.B.A., *Vice President of Administrative Services*

Rebecca Chawgo, B.S., *Interim Vice President of Institutional Advancement*

Rodger Harrison, B.S., *Vice President of Information Technology Services*

Brenda Ivelisse, Ph.D., *Associate Vice President of Student Affairs*

Albert Lewis, Jr., M.Ed., *Vice President of Economic and
Workforce Development*

Robert Viens, Ph.D., *Associate Vice President of Academic Affairs*

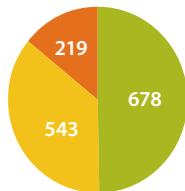
Consuelo Grier, M.Ed., *Vice President of Diversity, Equity & Inclusion*



Employees

Headcount

Total Employees.....	1,440
■ Faculty.....	897
● Full-time Faculty.....	219 ▶
● Part-time Faculty.....	678 ▶
■ Staff.....	543 ▶



Race/Ethnicity of Employees

African American.....	5%
Asian/Pacific Islander.....	20%
Native American.....	1%
Hispanic.....	6%
Other.....	1%
White.....	67%



Faculty

Highest Level of Education Attained (full-time faculty)

Doctorate	44	▶
Master's	137	
Bachelor's	14	
Associate.....	4	

91% of
full-time faculty
hold a master's
degree or
higher

Years of Service (full-time faculty)

Years of Service	# of Faculty	% of Faculty
21 or more years	48	22%
11–20 years	42	19%
5–10 years	60	27%
Less than 5 years	69	32%

Employment Status (all faculty)

Employment Status	# of Faculty	% of Faculty
Full-time	219	24%
Part-time	678	76%
Total	897	



Alumni

More than **550,673** people have taken classes at Bellevue College since its founding in 1966. In that time, the college has awarded:

97,856 degrees, certificates and other awards to 59,600 students, which includes:

- 1,201 Bachelor Degrees
- 54,039 Associate Degrees
- 12,754 Certificates
- 1,736 High School Diplomas
- 3,666 Pre-Employment Certifications



Student Life

Student Organizations: 59

- Cultural/Identity Groups: 19
- Faith Based: 5
- Special Interest: 35

Recognized Programs: 39

- Campus Programs: 26
- Student Programs Office: 13

Activities and Events: 300+

Student Government: ASGBC | Associated Student Government of Bellevue College

Student Legislation: OSLA | Office of Student Legislative Affairs

Student Media: The Watchdog | newspaper
The Belletrist | student literary magazine



Programs of Study

Degree/Certificate Programs

- **7 Transfer Associate Degree Programs**
- **104 Professional-Technical Programs**
 - 23 associate degree programs
 - 81 certificate career-preparation programs
- **2 Non-Transfer Associate Degree Programs**
- **12 Bachelor's Degrees:**
 - Bachelor of Applied Art in Interior Design
 - Bachelor of Applied Science in:
 - Applied Accounting
 - Data Analytics
 - Digital Marketing
 - Health and Wellness
 - Healthcare Informatics
 - Healthcare Management and Leadership
 - Information Systems and Technology
 - Molecular Biosciences
 - Radiation and Imaging Sciences
 - Bachelor of Science:
 - Nursing (RN-BSN)
 - Computer Science

Additional Programs

- Adult Basic Education
- GED preparation
- English for non-native speakers
- Worker Retraining
- Courses to improve reading, writing, grammar and math skills



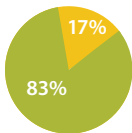
Enrollment

Annually

- **All Students:** 27,334 (unduplicated headcount)
- **Students Enrolled for Credit:** 20,569
- **Fall Students Enrolled for Credit:** 12,286

Course Offerings by Type

- **Academic Transfer:** 61%
- **Workforce Education:** 22%
- **Basic Skills** 9%
- **Continuing Education/Personal Interest** 7%



◀ **83%** of all enrollments are in courses leading to a degree or certificate

◀ **17%** of all enrollments are in Continuing Education, Basic Skills and English as a Second Language

Highest Enrolled Professional/Technical Programs

Transfer to 4 year institutions is the No. 1 degree for BC students

- Business Administration/Management/Accounting
- Nursing
- Computer Science/Programming/Database Administration/Network
- Radiologic Technology/Imaging/Allied Health
- Interior Design

Average Class Size in Credit Classes

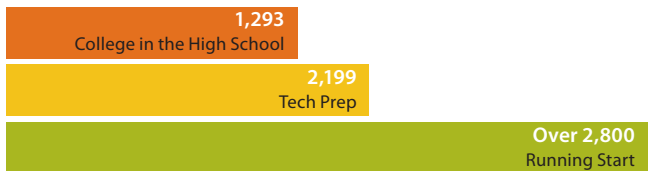
- 21.2 students per class

Student/Faculty Ratio in Credit Classes

- 23.2 students per faculty member

High School Programs

- **College in the High School:** 1,293 students ▼
- **Tech Prep:** 2,199 students ▼
- **Running Start:** Over 2,800 students from all local schools ▼



Continuing Education

BC has the largest Continuing Education (CE) program in the state, consisting of Tomolo Institute and Community Education.

- Tomolo Institute training programs in technology, business and healthcare for professionals
- Community Education provides personal enrichment, language, and the Telos program for all ages.



Student Demographics

Geographic Origin of Credit Students

City	Headcount	% of total Headcount
Bellevue	4,470	23%
Renton	2,623	13%
Redmond	2,266	11%
Seattle	1,947	10%
Issaquah	1,515	7%
Kirkland	1,098	5%
Sammamish	688	3%
Bothell	536	3%
Other Areas	4,830	24%

More than half of all students live outside the College's service district of Bellevue, Issaquah, Mercer Island, Snoqualmie Valley and Skykomish school districts.

Demographics of Credit Students

Gender: 42% male, 58% female

Age: Average age is 22.8, median age is 20.0

Full Time: 44% are taking 15 or more credits.

Race Ethnicity:

- Asian and Pacific Islander28%
- African American4%
- Native American..... 1%
- Latinx..... 11%
- Multiracial6%
- White39%
- Other..... 4%
- Did not Report 7%



More than
1,000 students
with disabilities
take classes at BC

International Students

International students (all visa types) over 1,300

International students enrolled through
International Education departmentover 769

Countries 57

Countries with most international students at BC:

- | | |
|---|----------------|
| 1. China | 7. Hong Kong |
| 2. Taiwan | 8. Indonesia |
| 3. Democratic Republic of Congo
(Kinshasa) | 9. Brazil |
| 4. Vietnam | 10. Kyrgyzstan |
| 5. South Korea | 11. India |
| 6. Japan | |



Academic Awards

Degrees, certificates, diplomas and other awards conferred 2016-2020

Award	2016	2017	2018	2019	2020
Bachelor's	88	136	173	245	242
Associate (Professional- Technical)	464	484	453	446	425
Associate (Transfer)	1,764	1,527	1,670	1,659	1,487
Certificate (One Year or More)	186	153	137	138	126
Certificate (less than one year)	223	208	239	298	225
High School Completion	118	165	216	220	145
Total	2,843	2,673	2,888	3,006	2,650



Graduate Demographics

Race Ethnicity

■ American Indian	1%
■ African American	4%
■ Asian	28%
■ Latinx	9%
■ Multi-racial	6%
■ White	42%
■ Other Race/Not Reported	10%

Age Range

Age	% of Graduates
Under 20	12%
20-29	59%
30-39	16%
40 and over	13%
Total	100%

Other Demographics

- 9% of graduates had a disability
- 59% were female and 41% were male



Graduation Rate

Among students who took their first college level BC course in Fall Quarter of 2016

- Graduated or transferred to four year school within 3 years: 48%
- Still enrolled at two year schools after 3 years: 14%

Top four-year colleges and universities where Bellevue College students transfer

- University of Washington – Seattle
- Washington State University
- Western Washington University
- Central Washington University



Cost of Attendance

Tuition

Lower-Division Courses: 299 and below

- \$113.04 per credit-hour for in-state students
- \$291.28 per credit-hour for out-of-state students

Upper-Division Courses: 300 and above

- \$220.51 per credit-hour for in-state students
- \$620.30 per credit-hour for out-of-state students

For more detailed cost of attendance: bellevuecollege.edu/fa/applyold/costs/

Estimated Cost of Attending BC

The COA includes the current costs of tuition, books, and living expenses for the 9-month academic year (October-June). The COA only includes educational costs. The figures below reflect the estimated COA for Bellevue College for 2020-2021.

Estimated Costs	With Parents	Away	Non-Resident Away	B.A.S. Program (Res. Away)	Resident On Campus
Tuition/Fees	\$4,356	\$4,356	\$9,801	\$6,846	\$4,356
Books/Supplies	\$930	\$930	\$930	\$930	\$930
Rent/Food/Utilities	\$3,468	\$11,118	\$11,118	\$11,118	\$12,930
Transportation	\$1,236	\$1,236	\$1,236	\$1,236	\$1,236
Misc./Personal	\$1,980	\$2,478	\$2,478	\$2,478	\$2,478
TOTAL	\$11,970	\$20,118	\$25,563	\$22,608	\$21,930



Financial Aid

BC's Financial Aid Office reviewed 4,210 files and disbursed awards to 3,227 unduplicated BC students, totaling **\$18,164,768** in 2019-20.

- **Federal, state and institutional grants** worth \$10,711,200 ▼
- **Federal and private loans** totaling \$5,127,794 ▼
- **Workforce Education funds** totaling \$1,178,869 ▼
- **Scholarships** totaling \$839,932 ▼
- **Federal and State Work Study** totaling \$306,973 ▼

For degree-seeking students:

- 33% received grants and scholarships (Need-based aid)

Federal, state and institutional grants \$10,711,200



Federal and private loans \$5,127,794



Workforce Education funds \$1,178,869



Scholarships \$839,932



Federal and State Work Study \$306,973





Bellevue College Foundation

Total Assets\$15,468,566

Total Value of Endowment\$11,608,886

The Foundation Awarded (five years):

- \$1,609,044 in need- and academic-based scholarships to 1,599 students
- \$4,423,978 for college programs and activities and awards to faculty for exceptional leadership



Grants

In fiscal year 2020, Bellevue College was awarded 29 grants for a total of \$11,751,560

Among major grants BC was awarded:

- Department of Education's CARES Act Funding for a total of \$4,145,089
- Department of Education's Title III Award for a total of \$2,094,323
- The National Science Foundation's Advanced Technician Education Special Projects Grant for a total of \$1,970,027
- The State Board for Community and Technical College's Hospital Employment Education and Training Grant for a total of \$163,926



Budget and Finance

Sources of Funds

Total Revenues	\$136,176,534
Tuition and Fees	51,094,576
State Allocation	39,242,237
Student Financial Aid*	22,088,668
Sales and Services	10,532,765
Grants	10,499,609
Investment Income	1,172,232
Other revenue	1,546,447

Uses of Funds

Total Expenses	\$134,241,269
Instruction	77,344,214
Student Affairs	20,520,602
Auxiliary Enterprises	13,806,941
Administrative Support	11,277,725
Student Financial Aid*	6,275,390
Other Grants	5,016,397

**Financial Aid funds are not generated by the college but held for distribution to students.*

Based on FY18-19 fiscal year as reported to IPEDS.

In addition to the categories listed here, the college spent **\$11,801,649.00** on capital projects in fiscal year 2018-2019.



Radio Station

Radio Station KBCS FM 91.3, founded in 1973, is a listener-supported, non-commercial radio station licensed to Bellevue College and heard throughout the Seattle Metropolitan region. The station features diverse music styles, along with progressive news and talk.

- **Audience:** 46,000* listeners per week (not including online)
- **Main broadcast tower location:** Cougar Mountain.
- **Programming:** The nationally syndicated news programs, including *Democracy Now!* and *The Thom Hartman Program*, along with local news stories, every weekday morning; with an eclectic music mix in the afternoons. Weeknight and weekend music line-up includes programs focused on funk and soul, the Latin diaspora, as well as gospel, Celtic, electronic, reggae, jazz, African, and folk music.
- **Geographic Footprint:** 3,927,000 persons (2013 US census), drawn from the Seattle designated market area and beyond its southern fringe.
- **80% of KBCS programming is independently produced in-house**
- **More than 100 volunteer hosts, producers, and journalists** who learned their craft at KBCS through BC community education programs.

*Nielsen, January 2019 13-month average



Television Station

The College Channel 28 (Comcast Cable Channel 28), operated by the Digital Media Services department, is Bellevue College's own on-site cable channel, and airs programming 24 hours a day, including educational, informational, and entertaining programming.

- Digital Media Services produces original, broadcast-quality video productions for the College and, through a partnership with the City of Bellevue, provides production crew and facilities for City of Bellevue productions.
- Digital Media Services is run by video professionals with crews consisting of students enrolled in BC's Advanced Video Production certificate program.
- The station covers homes with Comcast cable service in all of King County (except Seattle) and parts of Pierce and Snohomish County's.



Library Media Center

Library Media Center

BC's Library Media Center has services and resources designed to help our students and faculty succeed with their academic and professional goals. Located in the D Building, LMC houses the library, eLearning department, a Tech Hub service point, XR Lab, and Multimedia Theater.

- **Total Number of Visitors** 145,010
- **Items Checked Out** 2,740
- **Books (print and e-book)** 79,584
- **Periodical Subscriptions** 82,000+
- **Databases** 72

Tech Hub

- Equipment checkout: laptops, headphones, cell phone chargers and voice recorders
- Help with:
 - Logging onto Canvas and Canvas navigation
 - Using the copiers and printers, including wireless printing
 - Trouble-shooting basic computer problems

eLearning Department, including Digital Learning and Multimedia Services

XR Lab and Multimedia Theater

- A space committed to the application of new virtual reality and simulations technologies as tools for thought—to provide students and faculty ways to augment learning through access to immersive, multisensory experiences
- State of the art virtual reality display devices including the HTC Vive, Oculus Rift, Oculus Quest and Microsoft Mixed Reality headsets
- State of the art virtual reality display devices including the HTC Vive, Oculus Rift, Oculus Quest and Microsoft Mixed Reality headsets



Academic Success Center

Academic Success Center

BC's Academic Success Center (ASC) provides academic tutoring, workshops and lending resources such as calculators and textbooks, in order to support students along their educational journey and to empower independent, life-long learning.

The Center's services are free and available to all BC students. Tutoring is available evenings and weekends, seven days a week, with reduced hours in summer quarter. Highlights include:

- Over 40,000 visits annually
- Largest student employer on campus, employing more than 150 tutors each quarter
- Tutors complete extensive training program and are certified through the national College Reading and Learning Association (CRLA)

Physically located adjacent to the LMC, on the second floor of the D Building, the ASC includes specialized Labs and Learning Centers:

- Math Lab
- Reading Lab
- Writing Lab
- Science Study Center
- Business Economic Study Center



Facilities

Two Campuses

Main Campus: 100 acres in SE Bellevue at 148th Ave and I-90

- 18 total buildings, including our first Student Housing building opened in 2018 and our new Student Success Center opening in February 2020 totaling 982,000 square feet, plus one parking garage,
- 735,500 square feet of classroom/instructional space in 12 academic buildings
- First residence hall opened August 2018, 133,000 square feet with 137 units, 400 beds in a mix of studios; 2-BR; 2-BR/4-bed; and 4-BR apartments. All units include in-unit kitchens and private bathrooms.
- Sports facilities include our Gymnasium, Baseball Field, Soccer Field and Softball Field.

North Campus: a 62,000 square foot building on a two-acre property along the Highway 520 corridor in north Bellevue.

Potential East Campus: 20 wooded acres located in the Issaquah, currently undeveloped.



Athletics

Conference: Northwest Athletic Conference

Mascot: Bulldogs

Colors: Blue & Silver

Student Athletes: 170

Athletic Teams:

- Baseball
- Women's Basketball
- Women's Soccer
- Men's Tennis
- Volleyball
- Women's Golf
- Men's Basketball
- Men's Soccer
- Softball
- Women's Tennis
- Men's Golf

Recreational Facilities

- **Courter Field:** 1,000-seat capacity (baseball)
- **Courter Family Athletic Pavilion:** 2,500-seat capacity, 19,000 sf gymnasium (3 regulation basketball/volleyball courts)
- **Fitness Center**
- **Turf Soccer Field**
- **Turf Softball Field**

Bellevue College is located within the city limits of Bellevue, Washington, along the Interstate 90 corridor. The main campus is situated on 100 wooded acres within sight of the Cascade Range and the Puget Sound, approximately five miles from downtown Bellevue and 10 miles from downtown Seattle.

Geographic Coordinates:

47°35'5.05" N. Latitude
122°8'58.50" W. Longitude

Elevation:

398 feet above sea level

3000 Landerholm Circle SE
Bellevue, Washington 98007



bellevuecollege.edu