



Welcome to Bellevue College!  
We're glad you chose us.



If you have previous college credits (no matter how old) and are new to Bellevue College this is for you. If you attended Bellevue College a few years before this may help you, too.



# Degrees and Certificate Programs



- **At Bellevue College you have educational options:**
  - University Transfer Associate Degree
  - Professional/Technical Associate Degrees or Certificates
  - Bachelor's Degrees
- **Let's take a closer look at each type:**

# University Transfer Degrees

Transfer Degrees are for students who intend to seek a bachelor's degree after attending Bellevue College. The degrees are:

- Associate in Arts and Sciences - DTA
- Associate in Math Education – DTA/MRP
- Associate in Business – DTA/MRP
- Associate in Science Track I  
(Biological, Environmental, Chemistry, Earth Sciences)
- Associate in Science Track II  
(Physics, Atmospheric Sciences, Engineering)  
**MRP Engineering Options:**  
Bio/Chem; Electrical/Computer; Civil/Mechanical/Other
- **Associate in Applied Sciences**  
Limited transfer options to Bachelor of Applied Sciences

# Professional Technical Degrees and Certificates

There are three levels of professional/technical programs. These programs do not usually include courses transferable to a university.

## Associate in Arts (AA), Associate in Applied Science-T (AAS-T)

- Very specific occupation-related program requirements
- Prepares students for employment
- 90 or more credits

## Certificate of Achievement

- Emphasizes practical skills for employment
- Credits generally apply toward an AA degree
- 45 or more credits

## Certificate of Accomplishment

- Less than 45 credits (usually)
- Targets specific job skills

**BC's Continuing Education** – located at BC's North Campus – offers non-credit classes and professional certification in fields such as business, computer technology, and health.

# Bachelor Degrees

A current list of Bellevue College Bachelor degree options can be found [here](#).

Most of our current options require students to complete a professional/technical degree first.

# Choose your program as soon as possible

Your program of study is a **critical** component of your financial aid - failure to complete your classes or complete your program in a timely manner may result in the loss of your aid. In addition, you may be asked to repay aid you received for classes taken outside your declared program of study requirements.

You can change your program any number of times, but you can only receive Financial Aid for credits up to 150% of your *current* degree (Ex: for a 90 credit degree, Financial Aid would cover up to 135 credits).

# Admissions Process

- ☐ [Apply online](#) and pay the application fee.

Once you receive your [Student Identification number\(SID\)](#)

- ☐ Check [Enrollment Calendar](#) for important dates and deadlines for each quarter.
- ☐ Set Up Bellevue College [Email](#)
- ☐ Check your [Registration Access Time](#).
- ☐ Take [English and Math Placement](#)
  - If you have completed 100-level English and/or math class you may not need to take the Placement
  - If you *have not* completed a 100-level English and/or math class, view [Testing Facts](#) for assessment policies and procedures.
- ☐ Check the [Class Schedule](#) to see the list of classes offered
- ☐ **Make an appointment with an [Academic Advisor](#):**
  - ☐ To discuss classes in which to register
  - ☐ To discuss classes that could transfer to a Bellevue College degree or certificate program.
  - ☐ Bring an unofficial transcript to your appointment.

\*If you are planning to transfer non-BC credits, see the [Transfer Credit Review Process](#).

# How many classes should I take

- To be “full-time” you need to take at least 12 credits \*
  - Most “full-time” students take 3 classes
- To be “part-time” plan on taking 6-11 credits \*
  - *\*There is no minimum credit requirement – could take 1 credit*
- 1 credit = 1 hour you spend in class each week
- 1 typical college class = 5 credits
- *Remember the 1, 2, 3 Rule!*
  - For every **1 hour** of class
  - Expect **2 hours** of homework
  - Which equals a **3 hour** time commitment



**Note:** A 15-credit schedule could take about 45 hours in your week.

# Waitlist Registration

- If a class is full you can register for waitlist.
- You can only be on one wait list at a time and cannot be on the same class waitlist if you are already registered in that class in a different section/time or day.
- It is not a guarantee you will get into a class from the waitlist (even if you're #1 on the list!)
- Check the waitlist daily. You can [view](#) your waitlist status through Online Services
- If you are on a waitlist and want to add the class, attend the first day of the class
- [How does it work?](#)



# How do I find classes?

1. First go to Bellevue College's home page.
2. Select the "Classes" tab from the top menu.
3. Choose the quarter that you will be registering for.
4. Choose the subject, i.e. Math or English
5. Scroll through the courses until you find the one you are interested in.
6. Check to see if the class is full (otherwise waitlist).
7. Copy the item number (4 digit number) and paste in registration box (see video).

Menus for:

[Students](#)

[Future Students](#)

[International Students](#)

[Faculty & Staff](#)

[Businesses](#)

[Visitors & Community](#)



## VIDEO

# WATCH THE VIDEO TO LEARN HOW TO REGISTER FOR CLASSES



# Prerequisites

If you need to take a course that has a prerequisite, for example ENG 201 requires that you have taken ENG 101, and you took ENG 101 at another college, you will need to do a prerequisite check.

[Click here](#) to find out how to verify completion of a prerequisite and how long it takes. This takes between 2-3 business days and requires an unofficial transcript to complete.

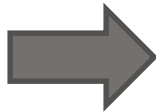
Remember if you want to graduate with a degree from Bellevue College you still need to complete a transcript credit review. Click [here](#) to find out how.



# Sample Online Prerequisite Check

This is what the Online Prerequisite Check form looks like when you sign in.

(You need your BC email and Student ID number first)



Here you check off which class you are trying to get into.

Verify completion of course prerequisite

Student ID number \*

950631957

0 of 9 max characters

Name \*


Email \*

- ☐ ACCT& 201 - PRINCIPLES OF ACCOUNTING I
- ☐ ACCT& 202 - PRINCIPLES OF ACCOUNTING II
- ☐ ACCT& 203 - PRINCIPLES OF ACCOUNTING III
- ☐ BA 240 - STATISTICAL ANALYSIS
- ☐ BIOL 275 - LAB METHODS IN GENOMICS
- ☐ BIOL 276 - ADV LAB METHOD GENOMICS
- ☐ BIOL& 211 - BIOL MAJ CELL PLANT ANIM
- ☐ BIOL& 212 - MAJ ANIM CELL PLANT
- ☐ BIOL& 213 - BIOL MAJ CELL PLANT ANIM
- ☐ BIOL& 241 - HUMAN ANATOMY/PHYSOLGY I
- ☐ BIOL& 242 - HUMAN ANATOMY/PHYSOLGY II
- ☐ BIOL& 260 - MICROBIOLOGY
- ☐ BUS& 201 - BUSINESS LAW
- ☐ CHEM 265 - BIOCHEMISTRY I
- ☐ CHEM 266 - BIOCHEMISTRY II



# Sample Online Prerequisite Check

Next, you will enter information from your unofficial transcript to show which classes from your other college will "clear" the prerequisite here at BC.



Previous institution \*

Name of previous institution

Student name on transcript (if different)



Provide the course(s) you completed that meet the prerequisite requirement. The course(s) **MUST** be equivalent to the required BC course(s) and meet the minimum grade requirements. We are unable to make any exceptions. \*

Dept and course  
number (e.g. CHEM  
139)

Course title (e.g.  
Fundamentals of Chemistry)

Qtr/Sem.  
attended

Number of  
credits


Grade received



How would you like to submit your transcript? \*

- ☐ Upload transcript in PDF format to this form
- ☐ Email or submit to Enrollment & Registrar Services at a later time
- ☐ Fax transcript
- ☐ It is on file with Enrollment & Registrar Services

Finally, you can submit your unofficial transcript in 4 different ways:



Submit

# Transferring Credits to Bellevue College



- Use the Bellevue College [Transfer Course Equivalencies](#) guide to see how your credits transfer.
- Planning to earn a Degree at BC: This requires official transcripts and a complete [Credit Evaluation](#) form submitted to Enrollment Services. This can take ~3 months. *Just sending your official transcript is not enough.*
- You can only transfer up to 60 credits towards a degree from Bellevue College.



# Important dates, deadlines, and information

## ➤ Payment Plans

Once you have registered for classes make sure you know your tuition payment deadlines. If you do not pay in time you will be dropped from your classes.

- Multiple payment options
- One quarterly enrollment fee \$25

Tip: The cost per credit is cheaper when you register for over 10 credits

Click [here](#) to find out the payment deadlines



# Financing Your Education

- ✓ Self Pay
- ✓ Bellevue College Tuition Payment Plan
- ✓ Veteran or dependent using the GI Bill
- ✓ Financial Aid All steps must be complete by priority deadline
- ✓ Scholarships
- ✓ State/Federal tuition programs (low income, dislocated worker, those currently collecting unemployment or have been on unemployment in last 24 months displaced homemaker or previously self employed)  
Required Information Session most Thursdays at 2:30pm location depends room availability.
- ✓ 3<sup>rd</sup> Party Funding Which include vouchers, letters of credit or purchase orders from companies or agencies paying tuition on your behalf.  
Contact Debra Rose at 425-564-4282 or email her at [drose@bellevuecollege.edu](mailto:drose@bellevuecollege.edu)

## Tip:

Tuition rates are based on residency status. Have you recently moved to Washington State and/or have you received an email from the Admissions Office regarding Residency? Are you a **DREAMER** or undocumented student? Do you need to turn in Washington State High School Transcripts and complete the HB1079 paperwork?

# Student Services

- [TRiO Student Support Services](#)
- [Multicultural Services](#) (MCS)
- [Counseling Center](#)
- [Disability Resource Center](#) (DRC)
- [Center for Career Connections](#)
- [Library Media Center](#) (LMC)
- [Veteran Services](#)

Free BC Tutoring Services  
[Academic Success Center](#)  
Building D Room 240

- Math Lab
- Writing Lab
- Science Study Center



BE WISE. BE ADVISED!

[www.bellevuecollege.edu/advising](http://www.bellevuecollege.edu/advising)

# Resources for Students

- [Campus Map](#)
- [Parking on campus](#)
- [Bookstore](#)
- [Computer Labs](#)



# 4 important “things” to remember...

- Know when your tuition is due
- Create your BC email account and check it daily! All official BC communication will be sent to this address
- Schedule a follow-up advising appointment each quarter and bring your transcripts
- If you intend to complete a degree from Bellevue College request a credit review



**Thank you!**  
**Welcome to Bellevue College!**



**Go Bulldogs!**

