




6 Other Recommended Documentation and Transportation



Other Recommended Documentation to Bring with You to the US

- Did you attend at an accredited college/university at your home country or other country?

If YES, see next step

- Did you earn any college/university-level credits at that school?

If YES, see next step

- Do you want to have your transcript reviewed and evaluated? (e.g., you might be able to get some credits transferred)

Bring your college/university official transcript

Other Recommended Documentation *(Cont'd)*

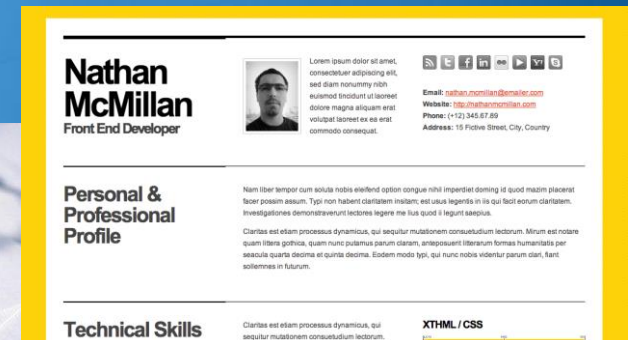
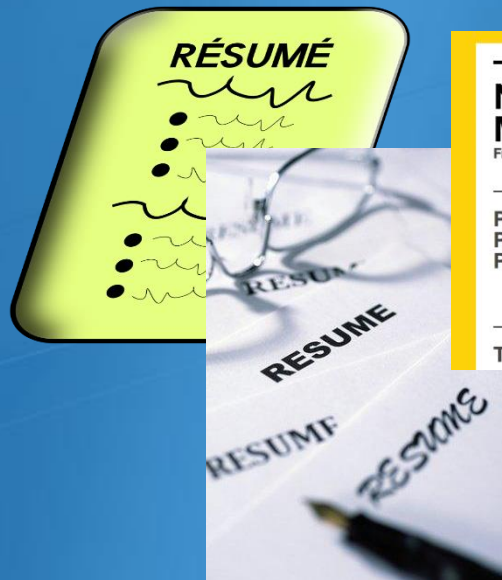
Official College/University Transcripts:

- Bring several sets of official transcripts (i.e., report cards)
- Transcript must be in English and in a sealed envelope
- Bring the Course Description (in English) of each course you took at the college/university
- Upon enrollment at BC, you can discuss with your OIE advisor and request an evaluation for transfer credits
- **Notes:** The Credit Evaluation process might take up to 3 or 4 months. It is strongly recommended to start your request (if you decide to do so) as soon as possible during your first quarter in the College program at BC.

- No need to bring Official College/University transcript(s) if you have not attended a college or do not wish to transfer credits from another college/university.

Other Recommended Documentation (Cont'd)

- **Résumé and Recommendation Letters**
- Bring several sets of recommendation letters and résumés in English → *you may need these when you are eligible to do an internship or work on-campus.*



Documentation to Bring to Orientation

Passport and Visa



I-20 form

Department of Homeland Security U.S. Immigration and Customs Enforcement		U.S. Certificate of Eligibility for Nonimmigrant Student Status (DSO NO. 1053-0108)	
SEVIS ID: W0004705512			
PERSONAL/PRIMARY NAME LAST PREFERRED NAME John Doe Smith COUNTRY OF BIRTH UNITED STATES DATE OF BIRTH 01 JANUARY 1990 FORM I-20 ISSUANCE (OPTIONAL) APPROVED FOR 12-20 or More		GIVEN NAME JANE PASSPORT NAME COUNTRY OF CITIZENSHIP UNITED STATES ACADEMIC NUMBER LEGACY NAME CLASS <div style="text-align: center; font-size: 2em; font-weight: bold;">F-1</div> ACADEMIC AND LANGUAGE	
SCHOOL INFORMATION SCHOOL NAME NEW YORK City Advanced Study Institute SCHOOL OFFICE FOR ADVANCED STUDY STUDENT SCHOOL OFFICIAL TO CONTACT (NAME AND ADDRESS) Rita Feist International Scholar Advisor		SCHOOL ADDRESS 3012 Bway Lane, Ft. Washington, MO 67074 SCHOOL PHONE AND APPROVAL DATE (816)44444440 03 APRIL 2015	
PROGRAM OF STUDY EDUCATION LEVEL POST-2 NORMAL PROGRAM LENGTH 20 Months PROGRAM START DATE 15 SEPTEMBER 2015		MAJOR 1 Economics, General 45-0101 ENGLISH PROFICIENCY PROGRAM END DATE 15 MAY 2017	
FINANCIALS ESTIMATED AVERAGE COSTS FOR 12 MONTHS Tuition and Fees 23,000 Living Expenses 6,000 Expenses of Dependents (1) 0 Other 0 \$ 29,000 TOTAL		MAJOR 2 None 00-0000 ENGLISH PROFICIENCY NOTES Student is proficient STUDENT'S FUNDING FOR 12 MONTHS Personal Funds 0 3,000 Scholarships and Teaching Assistantships 29,000 Funds from Donor/Source 0 On-Campus Employment 0 \$ 31,000 TOTAL	
REMARKS Documentation begins 8/25/2015. Please expect to DSEE upon arrival.			
SCHOOL ATTESTATION I certify under penalty of perjury that all information provided herein was entered before I signed this form, and is true and correct. I executed this form in the United States and the information is contained in the United States by law or other official action of the United States government. I am a duly authorized official of the United States government, and I am authorized to sign this form. I am a duly authorized school official of the above named school and am authorized to sign this form. I have performed all of my duties as required by 22 CFR 214.2(d)(5). I am a designated school official of the above named school and am authorized to sign this form.			
SIGNATURE OF Rita Feist, International Scholar Advisor DATE SIGNED 05 MAY 2015		PLACED UNDER F-1, Washington, MO	
STUDENT ATTESTATION I have read and completely agree with the terms and conditions of my admission and of my extension of stay. I certify that all information provided on this form was specifically and only to me and is true and correct to the best of my knowledge. I certify that I seek to enter or remain in the United States temporarily, and solely for the purpose of completing a full program of study at the school named above. I have submitted and intend to submit to release any information from me records needed by DHS pursuant to 22 CFR 214.2(a) to determine my nonimmigrant status. Parent or guardian, and student, must sign if student is under 18.			
SIGNATURE OF John Doe Smith DATE		SIGNATURE DATE	
NAME OF PARENT OR GUARDIAN		ADDRESS (by student or guardian/consent) DATE	

ICE Form 1-20 A-B (3/31/2010)

Page 1 of 3

- A complete local address, telephone number, and emergency contact information.
- Any updated admission documents (e.g. proof of high school graduation, final O-level test results, etc.)

Transportation – Driving a Car

If You Plan to Drive a Car while in the U.S.



- First thing you need is to have a valid Driver's License. You have 2 options:

- Get an **International** Driver's License BEFORE you leave your home country.

OR

- Apply for a Washington State Driver's License AFTER the second week of your first quarter at BC.

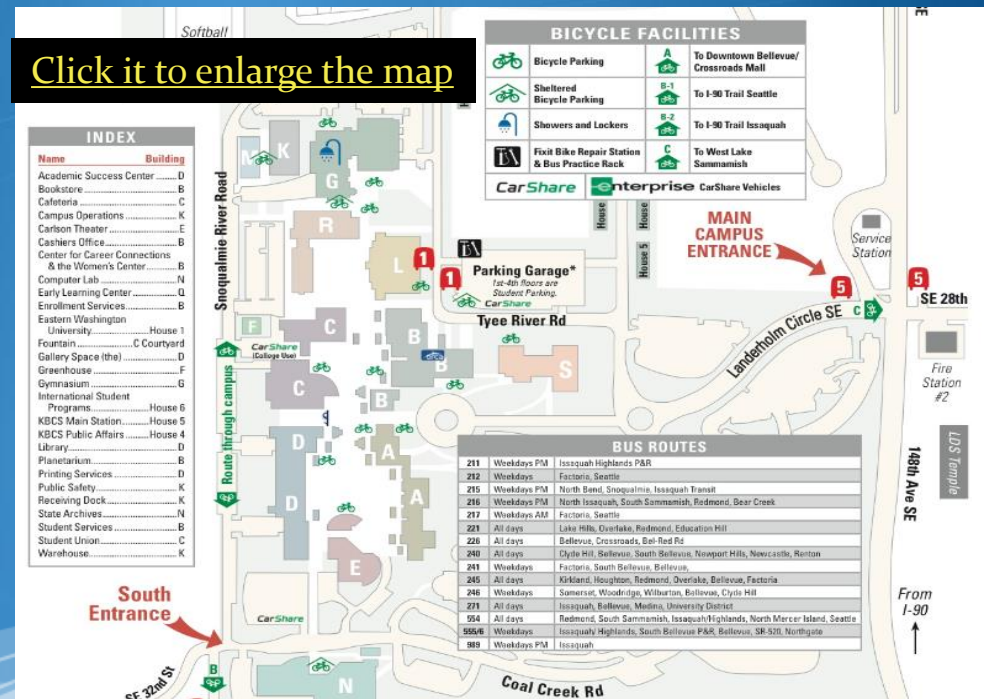
→ More details about *How-To Get a Washington State Driver's License* will be given at the Orientation.

- Secondly, you need to pay for a Parking Permit from BC to park your car at the BC campus.
 - BC parking information may be found here:
<http://www.bellevuecollege.edu/publicsafety/parking/>

Transportation – Riding a Bike

If You Ride a Bicycle (or Bike) to Bellevue College

- Bicycle (or bike) parking across campus is free
- Fixit Repair Station is at the Parking garage
- Free lockers and showers are available in the Gym (G Building)
- BC Campus Bicycle Parking Map information may be found here:
<http://www.bellevuecollege.edu/location/maps/alternative/>



Transportation – Taking the Bus

If You Take a Metro Bus to Bellevue College

- You can purchase a BC Student ORCA card at the Cashier's Office after you register for your classes. Check out the following information for more details of how the ORCA card works:
 - [Read instructions](#) (PDF)
 - [Troubleshooting Guide](#) (PDF)
- Check the [Bellevue College Bus and Bicycle Map](#) for all bus lines running throughout the area
- If you aren't sure which route fits your needs, check out these tools:
 - [Trip Planners](#) let you plan your trip based on where you need to be and when.
Hint: Enter both "Bellevue College" and "Eastgate" as your destination.
 - [The List of Bus Routes](#) serving Eastgate Neighborhood, home of Bellevue College, is the best place to find route maps and schedules.
 - [One Bus Away](#) (available online or on a smartphone) updates you with real-time bus arrival data, so you never miss a bus or waste time waiting.
- More detailed information about the ORCA card will be given at the Orientation



That's it!

You're now well prepared and ready to start your adventure in the US!



If you still have any questions, please contact Mrs. Diem O'Rourke at accepted@bellevuecollege.edu



**SEE YOU AT
ORIENTATION!!!**

