

## SYLLABUS for ANTH 208: Language, Culture and Society

---

### Table of Contents (clickable)

SYLLABUS for ANTH 208: Language, Culture and Society .....	1
Contacting your instructor .....	2
Note about the syllabus: .....	2
Textbooks.....	2
Course Outcomes .....	3
How Outcomes will be met .....	3
General Education Ratings.....	3
Course Structure and Use of Canvas .....	4
Reading List and Course Calendar .....	4
Grading .....	5
Grade distribution.....	5
Grading scale.....	5
What should you do to succeed in this class?.....	6
Class Expectations.....	6
Syllabus and Social Science Division Guidelines and Procedures Review .....	6
My expectations of students:.....	6
What you can expect from me:.....	7
Due dates .....	7
Late work – and how to avoid it.....	7
Behavioral Expectations for Discussions.....	7
Avoiding Plagiarism .....	8
Technology in the classroom.....	8
Students with Disabilities .....	8
Accessibility.....	9
Student Code .....	9
Affirmation of inclusion .....	9
Religious Holidays .....	9
College Anti-Discrimination Statement (Title IX).....	9
Safe Space .....	9
Public Safety .....	10
Bellevue College E-mail and access to MyBC .....	10
Academic Calendar .....	10
PROCEDURES AND GUIDELINES OF THE SOCIAL SCIENCE DIVISION .....	11

## Contacting your instructor

---

**Instructor:** Katharine Hunt

**E-mail:** Please use the mail (INBOX) tool in Canvas.

Only if Canvas is unavailable, use the following: [katharine.hunt@bellevuecollege.edu](mailto:katharine.hunt@bellevuecollege.edu)

**Phone:** (425) 564-4189

**Office hours (Tentative): Monday – Friday, 9:30 – 10:20**

---

## Note about the syllabus:

---

This syllabus contains a lot of important information about this course specifically and also information about general Bellevue College resources and policies. Please read it over carefully.

Although this is a long document, it cannot cover every possible contingency. Please be aware that just because the syllabus doesn't explicitly say that you can't do something, that doesn't mean you can do it! Please check with me if you have any questions.

## Textbooks

---



Readings are an essential part of this course. While many of the readings will be available on-line, you will need to purchase the following two textbooks. A copy of the books will also be on reserve in the library.

**1. *A Concise Introduction to Linguistics*, EITHER 3<sup>rd</sup> edition OR 4<sup>th</sup> edition.**

Rowe, Bruce M. and Diane P. Levine, Pearson, Prentice Hall, Upper Saddle River, NJ.

A few used copies of this book may be available through the BC bookstore. However, you should also check other online sites for used copies, such as amazon.com; half.com; chegg.com; barnesandnoble.com.


You can use an e-textbook or a physical copy.



**2. *Custom Anthology***

This required set of readings and exercises is available for purchase only from "University Readers" website. <https://students.universityreaders.com/store/>

- You can purchase a hard copy (spiral bound) or an online copy (or both). (Instructions and cost information below.)
- This anthology contains material which is copyright and not available on the web. Most of the cost comes from the copyright permissions.
- **Cost:**
  - Print Only (before tax and shipping): \$23:58
  - Digital\* Only (before tax): \$21.22 (More information about the digital version is on the next page.)



**To purchase the anthology, please follow the instructions below.**

**Step 1:** Log on to <https://students.universityreaders.com/store/>

**Step 2:** Choose the correct course pack, select a format, and proceed with the checkout process.

**Step 3:** After purchasing, you can access a digital copy of the first few chapters (if you selected a print format) or all chapters (if you selected a digital format\*) by logging into your account and clicking "**My Digital Materials**" to get started on your reading right away.

**Print Price:** \$23:58

**Digital Price:** \$21.22

If you experience any difficulties with your order or with accessing the materials, please email [orders@universityreaders.com](mailto:orders@universityreaders.com) or call 800.200.3908 ext. 503.

\* **Digital access:** If you select a digital format, you will need an Adobe ID and the free Adobe Digital Editions (ADE) software installed on your computer. Visit

[https://students.universityreaders.com/store/digital\\_adobe](https://students.universityreaders.com/store/digital_adobe) for easy instructions and a video walkthrough of the process. Once you download the digital pack you can access it online or offline at any time on your computer, tablet or smart phone. You can also annotate, highlight, and search the content. Printing is available from the first device you use to access the content. Please note that the digital course pack expires after six months.

\*Print orders are typically processed within 24 hours; the shipping time will depend on the selected shipping method and day it is shipped (orders are not shipped on Sundays or holidays). If you order the print version, you will have immediate digital access to the first 30% of the course readings.

## Course Outcomes

---

Listed below are the course outcomes for ANTH 208. Outcomes will be assessed through exams, quizzes, in-class and online assignments, discussions and a course project.

- Demonstrate basic understanding of the different levels of language structure exhibited by languages around the globe.
- Recognize and give examples of the ways in which language and culture are integrated.
- Critically assess claims about the effect of language on perception and thought, in relation to the Sapir-Whorf hypothesis.
- Apply a holistic ethnographic approach to describing language use in different social and cultural situations.
- Describe how languages evolve over time, and how social and regional dialects may arise.
- Recognize ethnocentric statements about language and be able to explain the value of taking a comparative, relativistic approach to the study of language.

## How Outcomes will be met

---

- Course content will be presented through lectures, readings, videos, discussions and class activities.
- Outcomes will be assessed through quizzes, exams, assignments and discussions.

## General Education Ratings

---

- This course supports the general education goals of "Creative and Critical Thinking" and "Connections".

## Course Structure and Use of Canvas

---

- Our course meets on campus on Tuesdays, Thursdays and Fridays.
- We will be using the course Canvas site as a repository for documents and information about readings. You will also turn in some written assignments on Canvas.
- During on campus class time there will be a mix of lecture, discussion, video and small group activities.
- In addition to the 5 hours of face-to-face time, you should expect to spend about 10 hours reading, working on assignments and studying each week.

The course is divided into 4 units.

- **Unit 1, “The Nature of Language”**, introduces you to the subject of linguistic anthropology and deals with the question of how human languages, both spoken and signed, are similar to or different from other kinds of communication.
- **Unit 2, “Linguists’ Toolkit”**, introduces you to the tools linguists use to describe and analyze the structure of languages around the world.
- **Unit 3, “Language and Culture”**, looks at how language acquisition and use varies from culture to culture, and how the language we speak may reflect our culture and affect how we view the world.
- **Unit 4, “Language and Society”**, addresses the relationship between language and social identity, looking at factors such as age, gender and ethnic group.

## Reading List and Course Calendar

---

- A complete reading list and a schedule of topics are included in the Getting Started Module on Canvas. I suggest you print these out and keep them accessible, so that you always know what is coming up in the course, even if you do not have web access at some point.
- Readings and due dates will also be announced each week.
- Any changes to the schedule, reading list or dates will be announced in class.

## Grading

---

- Assignments and discussions will be graded using a rubric which will show how points will be assigned.
- Quizzes and exams consist of multiple choice questions.
- I do not plan to assign extra credit in this course, except for completing course evaluations. Focus on the work which counts for regular credit.
- My policy about late work is provided later in the syllabus.

### Grade distribution

Grades will be weighted as follows:

Assignments	Percentages
Discussions and assignments	30%
4 Unit Exams (40 points each, multiple choice)	40%
One Project (Choose one from several options)	20%
In-Class Activities/Participation	8%
Online reading quizzes	2%
<b>TOTAL:</b>	<b>100%</b>

### Grading scale

Final grades will be calculated based on the following grading scale:

95-100%	A
90-94%	A-
85-89%	B+
80-84%	B
75-79%	B-
70-74%	C+
65-69%	C
60-64%	C-
55-59%	D+
50-54%	D
below 50%	F

Details of the Bellevue College grading policy can be found at:

[http://bellevuecollege.edu/policies/3/3000\\_grading.asp](http://bellevuecollege.edu/policies/3/3000_grading.asp)

Read the descriptions there carefully. Note that an A grade is only assigned to work that EXCEEDS expectations, so if you want to get an A in this course, you will need to work hard and go beyond the minimum asked for in assignments.

## What should you do to succeed in this class?

---

Since this is a survey course, we will be covering a lot of material. In order to be successful in the course, you will need to be sure you are keeping up with the assigned readings and assignments. The following advice may help you be more successful.

### *1. Contact me if you have any questions or concerns.*

I welcome your emails and questions at any time. Often a problem can be easily solved if it is addressed immediately. Too often, though, students delay in letting me know about a problem until the end of the quarter when it may be too late to resolve it.

### *2. Participation in class*

Participating actively in class will help you learn.

### *3. Keep up with the reading*

Reading is a very important part of learning in this course. There is a HEAVY reading load. If you find that you are having trouble understanding or completing the assigned readings, I suggest you try the following:

- i. Look at the review questions at the end of each chapter in the textbook, and the answers at the back of the textbook. Use the glossary at the back of the textbook to help you understand any technical terminology.
- ii. Look over the “Tips for doing readings” document posted in the “Getting Started” module.
- iii. Ask me about any of the readings if you find them difficult – by email or at my office hours.
- iv. Participate actively in class discussions of the readings.
- v. Complete the reading quizzes and redo them until you get 100%.

### *4. Have a technology plan*

Since you will turn in some assignments online, you should develop a plan to deal with any technology emergencies and develop work habits to minimize problems:

- i. Plan now for what you will do in case of problems with your computer or internet service. (E.g. a friend’s house, Starbucks, library, campus, etc.)
- ii. Set your computer to back up your work regularly to a flashdrive and/or the cloud
- iii. Never write postings or assignments directly in Canvas, as it is easy to lose work. Compose offline and then upload.

## Class Expectations

---

### **Syllabus and Social Science Division Guidelines and Procedures Review**

You are required to review this syllabus and the Social Science Division Procedures and Guidelines (at the end of the syllabus), which apply to students in this class. Enrollment in the course constitutes an agreement to abide by the procedures and guidelines set forth in these two items. If you have any questions about the meaning of any of this material, please ask.

### **My expectations of students:**

- Be respectful to other students
- Read instructions carefully and contact me whenever you have questions
- Turn work in on time
- Do not wait until the last minute to ask for help

- Put your phone away before class starts and do not use it during class – see technology policy below
- In addition to the 5 hours of face-to-face class time, you should expect to spend at least 10 hours reading, working on assignments and studying each week.
- Come to class regularly, aim to arrive on time and do not leave early.
  - If you miss class, you will miss important content and it will have a negative effect on your grade. In-class discussions and activities cannot be made up.
  - If you need to come in late, please find a seat near the door so that you do not disrupt class.

### **What you can expect from me:**

- Respectful responses to questions
- Responses within 24 hours to email. I will warn you ahead of time if this will not be possible for any reason. If you do not hear back from me, please email again after 24 hours, to be sure that your message got through
- Work usually graded within a week. Again, I will warn you if I cannot meet this goal. Project grading is time-consuming, and may take longer than a week.

### **Due dates**

- Canvas submissions are due at 11:59 p.m. on the due date.

### **Late work – and how to avoid it**

- In general I do not accept late assignments, as it seems unfair to students who submit on time. However, I know that occasionally we all forget things so I will accept unit reflections and course projects with no questions asked up to one day late, but this late work will be subject to a 10% penalty. This policy does NOT apply to class discussion preparation assignments, which must be ready before class on the day of the discussion.
- If you feel that you have a valid, serious reason, such as illness or family emergency, for needing to submit work late, you may write an email asking me to accept your late work. In your email you should state why your assignment is/will be late, and provide any evidence you can to support your claim. I will consider these requests on a case by case basis. You should always do this as soon as possible. If your request comes in after the due date, you will need to have a good reason. Do not just submit work late with no explanation.
- Vacations are not a valid excuse for late work. If you will be out of town without web access on due dates, you should complete the work before you leave.
- If I agree to accept late work from you, it is your responsibility to let me know when the work is completed, and to check with me if it is not graded within two weeks after submission.
- To avoid last-minute emergencies, try to complete all work well before the deadline. Some students like to mark deadlines on their calendars a day earlier than the actual due date, so that they will always have an extra day if a last minute emergency arises. I also offer lots of choices for the projects, so you can choose a major assignment that falls in a week when you expect to have more time to work on it.

### **Behavioral Expectations for Discussions**

- Remember that you need to treat your classmates with respect. The classroom, must be safe and open for all students regardless of their age, sexual orientation, race, ethnicity, religion, gender, disability, or perspective. Even if you disagree with a classmate, you still need to treat that person with respect.
- Please abide by the following discussion guidelines:

1. Treat your classmates with respect.
2. Any opinions or arguments you express should be supported by evidence.
3. If you disagree with a classmate, question the evidence or the claim, not the person.
4. No one should be understood to be 'representing' the racial/ethnic, gender, class, etc. group to which he or she belongs. You speak only for yourself.

### Avoiding Plagiarism

Plagiarism is "the uncredited use (both intentional and unintentional) of somebody else's words or ideas." (<http://owl.english.purdue.edu/owl/resource/589/01/>) It is considered a serious academic offense. You can avoid plagiarism by always citing the sources you use in researching projects or papers. Here are two excellent sources you can use to help you:

<http://www.indiana.edu/~wts/pamphlets/plagiarism.shtml>

<http://www.lib.usm.edu/legacy/plag/whatisplag.php>

### Technology in the classroom

Unless specifically instructed otherwise, please turn off/mute cell phones, and put away computers etc. before class begins, as these may distract you and other students. If you have a medical need to use a laptop computer for note-taking, please come and talk to me.

### Students with Disabilities

---

The Disability Resource Center serves students with a wide array of learning challenges and disabilities. If you are a student who has a disability or learning challenge for which you have documentation or have seen someone for treatment and if you feel you may need accommodations in order to be successful in college, please contact us as soon as possible.

If you are a person who requires assistance in case of an emergency situation, such as a fire, earthquake, etc., please meet with your individual instructors to develop a safety plan within the first week of the quarter.

If you are a student with a documented autism spectrum disorder, there is an additional access program available to you. Contact [Autism Spectrum Navigators](#) Email and phone number is on the web page. ASN is located in the Library Media Center in D125.

The DRC office is located in B132 or you can call the reception desk at 425.564.2498. Deaf students can reach us by Skype: the address is **DRCatBC** (NOTE: There is no @ sign...it is actually **DRCatBC**). Please visit our website at [Disability Resource Center](#) for application information into our program and other helpful links.



## Accessibility

---

All elements of this course are intended to be welcoming to, accessible to, and usable by everyone, including students who are English-language learners, have a variety of learning styles, have disabilities, or are new to the college classroom or online course sites. Be sure to let me know immediately if you encounter a required element or resource in the course that is not accessible to you. Also, let me know of changes I can make to the course so that it is more welcoming to, accessible to, or usable by students who take this course in the future.

## Student Code

---

Any act of academic dishonesty, including cheating, plagiarism (using the ideas or words of another as one's own without crediting the source), and fabrication and inappropriate/disruptive classroom behavior are violations of the Student Code of Conduct at Bellevue College. Examples of unacceptable behavior include, but are not limited to, talking out of turn, arriving late or leaving early without a valid reason, allowing cell phones to ring, and inappropriate behavior toward the instructor or classmates. The instructor can refer any violation of the Student Code of Conduct to the Dean of Student Success for investigation. Specific student rights, responsibilities, and appeal procedures are listed in the Student Code of Conduct at: [Student Code](#)

[http://bellevuecollege.edu/policies/2/2050\\_Student\\_Code.asp](http://bellevuecollege.edu/policies/2/2050_Student_Code.asp)

## Affirmation of inclusion

---

Bellevue College is committed to maintaining an environment in which every member of the campus community feels welcome to participate in the life of the college, free from harassment and discrimination. We value our different backgrounds at Bellevue College, and students, faculty, staff members, and administrators are to treat one another with dignity and respect.

## Religious Holidays

Students who expect to miss classes, examinations, or any other assignments as a consequence of their religious observance should be provided with a reasonable alternative opportunity to complete such academic responsibilities. It is the obligation of students to provide faculty with reasonable notice of the dates of religious holidays on which they will be absent, preferably at the beginning of the term. Students who are absent on days of examinations or class assignments should be offered an opportunity to make up the work without penalty (if they have previously arranged to be absent), unless it can be demonstrated that a makeup opportunity would constitute an unreasonable burden on a member of the faculty. Should disagreement arise over what constitutes an unreasonable burden or any element of this policy, parties involved should consult the department chair, or Dean.

## College Anti-Discrimination Statement (Title IX)

Bellevue College does not discriminate on the basis of race or ethnicity; color; creed; national origin; sex; marital status; sexual orientation; age; religion; genetic information; the presence of any sensory, mental, or physical disability; gender identity or veteran status in educational programs and activities which it operates.

For further information and contacts, please consult [College Anti-Discrimination Statements](#).

## Safe Space

This class is a Safe Space for all students, regardless of sexual orientation or gender identity.

## Public Safety

---

### Public Safety and Emergencies

Public Safety is located in the D building (D171) and can be reached at **425-564-2400** (easy to remember because it's the only office on campus open 24 hours a day—2400). Among other things, Public Safety serves as our Parking Permits, Lost and Found, and Emergency Notification center. Please ensure you are signed up to receive alerts through our campus alerting system by registering at [RAVE Alert Registration](#)

If you work late and are uneasy about going to your car, Public Safety will escort you to your vehicle. To coordinate this, please phone ahead and let Public Safety know when and where you will need an escort.

Please familiarize yourself with the emergency postings by the door of every classroom and know where to go in the event of an evacuation. Your instructor will be asked if anyone might still be in the building, so check in before you do anything else. Emergency responders will search for anyone unaccounted for.

**If a major emergency occurs, please follow these three rules:**

- 1) Take directions from those in charge of the response.** We all need to be working together.
- 2) Do not get in your car and leave campus (unless directed to).** Doing so will clog streets and prevent emergency vehicles from entering the scene. Instead, follow directions from those in charge.
- 3) In an emergency, call 911 first, then Public Safety.**

Please do not hesitate to call Public Safety if you have safety questions or concerns at any time. You may also visit the [Public Safety](#) web page for answers to your questions.

## Bellevue College E-mail and access to MyBC

---

All students registered for classes at Bellevue College are entitled to a network and e-mail account. Your student network account can be used to access your student e-mail, log in to computers in labs and classrooms, connect to the BC wireless network and log in to MyBC. To create your account, go to: [Create Email](#)

BC offers a wide variety of computer and learning labs to enhance learning and student success. Find current campus locations for all student labs by visiting the [Technology Help Desk](#)

## Academic Calendar

---

The Bellevue College Academic Calendar is separated into two calendars. They provide information about holidays, closures and important enrollment dates such as the finals schedule.

- [Enrollment Calendar](#) On this calendar you will find admissions and registration dates and important dates for withdrawing and receiving tuition refunds.
- [College Calendar](#) This calendar gives you the year at a glance and includes college holidays, scheduled closures, quarter end and start dates, and final exam dates.

# PROCEDURES AND GUIDELINES OF THE SOCIAL SCIENCE DIVISION

---

Fall 2016

## Cheating, Stealing and Plagiarizing\*

Cheating, stealing and plagiarizing (using the ideas or words of another as one's own without crediting the source) and inappropriate/disruptive classroom behavior are violations of the Student Code of Conduct at Bellevue College. Examples of unacceptable behavior include, but are not limited to: talking out of turn, arriving late or leaving early without a valid reason, allowing cell phones/pagers to ring, and inappropriate behavior toward the instructor or classmates. The instructor can refer any violation of the Student Code of Conduct to the Dean of Student Services for possible probation or suspension from Bellevue College. Specific student rights, responsibilities and appeal procedures are listed in the Student Code of Conduct, available in the office of the Dean of Student Services and at [http://bellevuecollege.edu/policies/2/2050P\\_Student\\_Code\\_\(Procedures\).asp](http://bellevuecollege.edu/policies/2/2050P_Student_Code_(Procedures).asp)

Email Communication with instructors must be done through student email accounts only. Instructors cannot communicate with students about their course work or grades through student's personal email accounts.

## Incomplete

If a student fails to complete all the required work for a course, an instructor may assign the grade of Incomplete ("I"). The student must complete the coursework by the end of the next quarter, or receive the assigned letter grade (usually an "F").

## F Grade

Students who fail a course will receive a letter grade of "F."

## Final Examination Schedule

The Social Science Division will adhere to the final examination schedule as stated in the BC Schedule. Final examinations will be held at the end of each quarter at fixed times. Instructors will not give examinations in advance of the regular schedule. A student who is absent from any examination held at any time during the quarter may forfeit the right to make up the examination. If, for illness or some other circumstance beyond the student's control, the student is unable to be present at any scheduled examination and has contacted the instructor on a timely basis, the student may be permitted to take such examination at a time designated by the instructor.

## Withdrawal from Class

College policy states that students must formally withdraw from a class by the end of the seventh week of the quarter (Registration Office, B125). If a student has not withdrawn by that date, an appropriate letter grade will be assigned for the course.

## Hardship Withdrawal

Instructors may assign the grade of "HW" (hardship withdrawal) at their discretion in the event that a student cannot complete the coursework due to extreme and exceptional circumstances. Students may also contact the Enrollment Services office BEFORE grades are assigned in cases of hardship.

## Students Who Require Disability Accommodations:

Students with disabilities who have accommodation needs are encouraged to meet with the Disability Resource Centre (DRC) office located in B132 (telephone 425.564.2498 or TTY 425.564.4110), to establish their eligibility for accommodation. The DRC office will provide each eligible student with an accommodation letter. Students who require accommodation in class should review the DRC accommodation letter with each instructor during the first week of the quarter.

Students with mobility challenges who may need assistance in case of an emergency situation or evacuation should register with Disability Resource Centre, and review those needs with the instructor as well.

## Distribution of Grades

Grades will not be posted in the Social Science Division or in faculty offices, and program assistants or coordinators will not give out grades. Students should access their grades through the BC Web site.

## Return of Papers and Tests

Paper and/or Scantron score sheet returns will be arranged in the following ways ONLY: by mail, if student supplies the instructor with stamped, self-addressed envelope (with appropriate postage); or by the instructor designating a time and place whereby the student may retrieve his/her papers. Unclaimed papers and/or Scantron score sheets must be kept by the instructor for a minimum of sixty (60) instructional days following the end of the quarter.

.....  
*\*If you are accused of cheating, stealing exams and/or plagiarism, there is a Bellevue College Student Discipline and Appeals Procedure (the right to due process) which you may pursue. Contact the office of Division Chair (D110), the Dean of Student Services (B231A) or the Associated Student Body (C212) for information regarding the appeals process.*