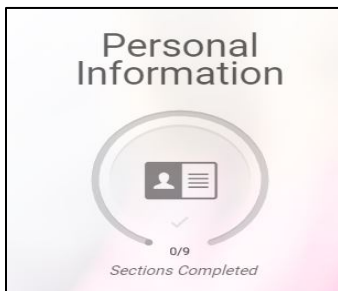


Common App & Nuclear Medicine Technology Application Instructions

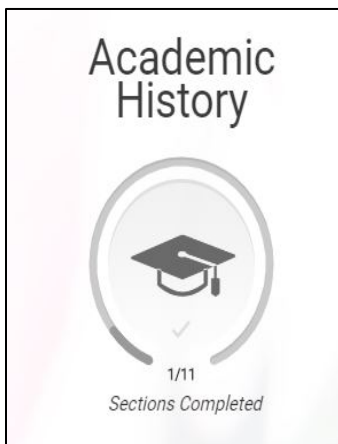
Nuclear Medicine Technology (NMTEC) is a selective admission program of Bellevue College. NMTEC uses the Common App system to manage all program applications.

- Apply to Bellevue College
- Create a Common App username & log in at www.commonapp.com.
- Search for Bellevue College & select the + to the left of the Nuclear Medicine Technology AA.

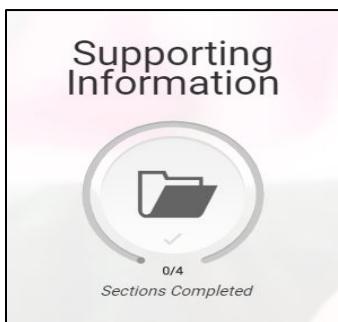
My Application



- Complete all required fields & as many of the non-required fields as you would like. Biographic, citizenship, race & ethnicity information is not used in the admissions process.



- Complete all required fields in the following sections: High Schools Attended and Colleges Attended
- Provide GPA Entries
- Sections that are optional and can be opted out (the below items are not used in the admissions process):
 - Standardized Tests
 - Continuing Education Courses
 - SAT Subject
 - IB (International Baccalaureate)
 - CLEP (College Level Examination Program)
 - Senior Secondary Leaving Examinations



- This section is optional. You can opt out of providing experiences, achievements, and documents (documents will be uploaded in program materials)
- Review and respond to the Affirmation Statements. Keep in mind that as applicants to the Nuclear Medicine Technology program, you are NOT required to submit official transcripts to the college in advance.



- Read and review Program Eligibility and Application Materials
- Complete all questions.
- Upload the following required documents:
 - Personal Statement
 - Unofficial Transcripts (non-BC transcripts)
 - Resume
- Provide two contacts for recommendations
 - You will need provide recommenders name, email, and a date you would like them to submit.
 - Personal Message: Provide your name, the reason for your request, and contact information they can use to reach you if they have any questions.