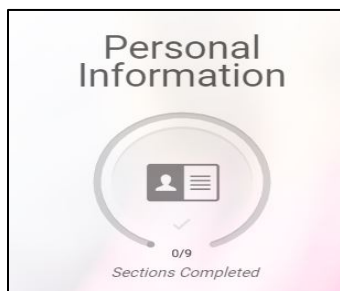


Common App & Diagnostic Ultrasound Application Instructions

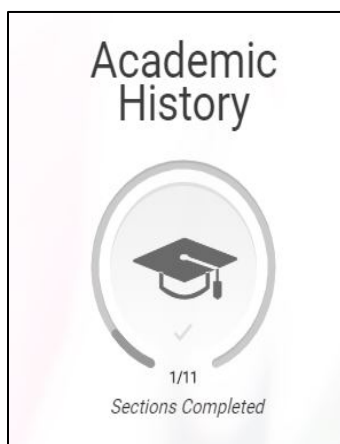
Diagnostic Ultrasound (DUTEC) is a selective admission program of Bellevue College. DUTEC uses the Common App system to manage all program applications.

- ☐ Apply to Bellevue College (see <https://www.bellevuecollege.edu/ultrasound/apply/> for instructions).
- ☐ Create a Common App username & log in at www.commonapp.com.
- ☐ Search for Bellevue College & select the + to the left of the Diagnostic Ultrasound AA.

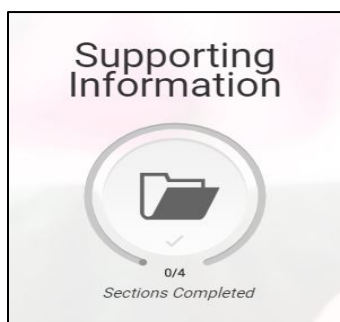
My Application



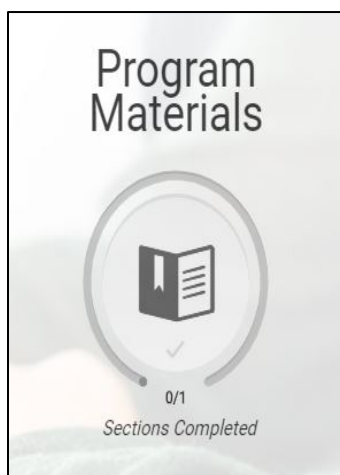
- ☐ Complete all required fields & as many of the non-required fields as you would like. Biographic, citizenship, race & ethnicity information is not used in the admissions process.



- ☐ Complete all required fields in the following sections: High Schools Attended and Colleges Attended
- ☐ Provide GPA Entries
- ☐ Sections that are optional and can be opted out (the below items are not used in the admissions process):
 - Standardized Tests
 - Continuing Education Courses
 - SAT Subject
 - IB (International Baccalaureate)
 - CLEP (College Level Examination Program)
 - Senior Secondary Leaving Examinations



- ☐ This section is optional. You can opt out of providing experiences, achievements, and documents (documents will be uploaded in program materials)
- ☐ Review and respond to the Affirmation Statements. Keep in mind that as applicants to the Diagnostic Ultrasound program, you are NOT required to submit official transcripts to the college as part of the application process.



- ☐ Read and review Program Eligibility and Application Materials
- ☐ Complete all questions.
- ☐ Upload ALL documents marked as required.
- ☐ Upload optional documents as necessary in open slots.
- ☐ NO recommendations are required for Diagnostic Ultrasound applicants.